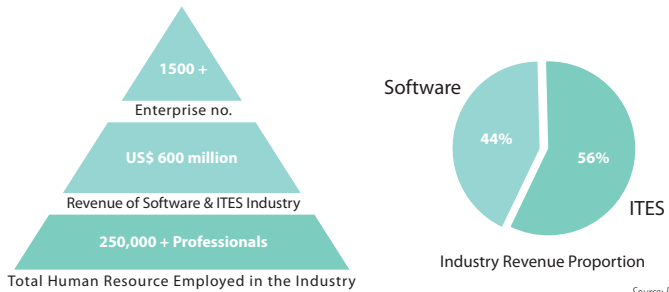


Bangladesh Software and IT Service Industry

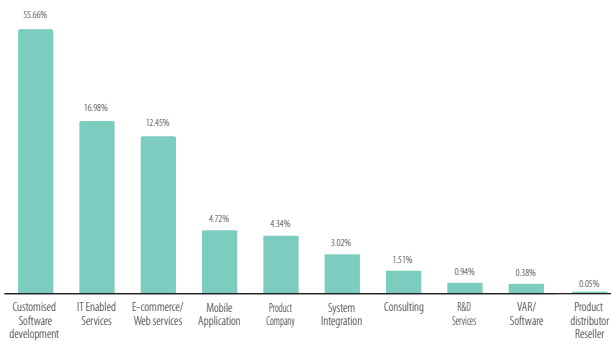
Recent Trends & Dynamics

Chart 1 Bangladesh Software and ITES Industry



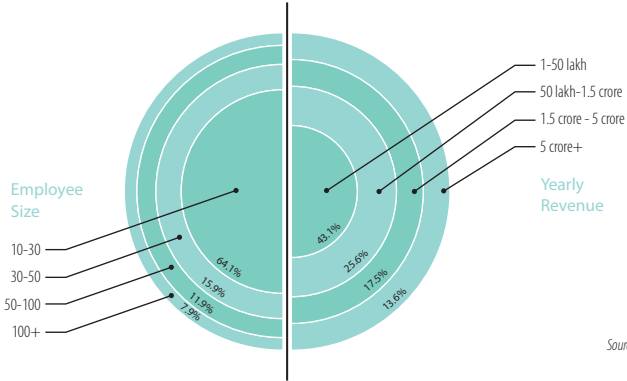
Source: BASIS survey

Chart 2 Business Specilization of BASIS Member Companies



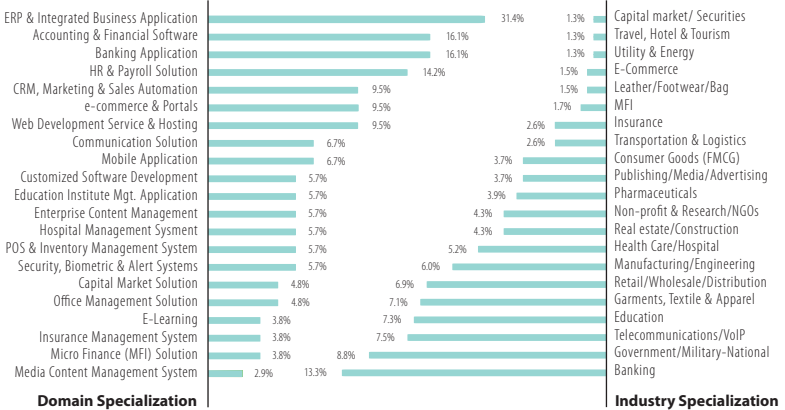
Source: BASIS survey

Chart 3 Enterprise Size Distribution (Revenue and Employee Size)



Source: BASIS survey

Chart 4 Domain (Functional) and Industry Specialization of Software Companies
(Amounts refer to percentage of surveyed companies specialized in respective categories)

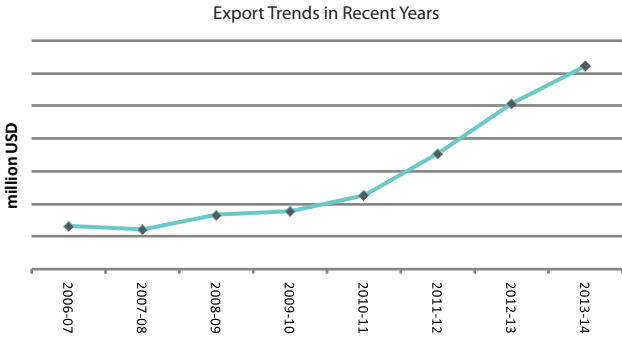


Source: BASIS survey

Table 1 Export Trends in Recent Years

Fiscal year	Export <i>(in million USD)</i>	Growth <i>(over last year)</i>
2007-08	24.09	-4.83%
2008-09	32.91	32.59%
2009-10	35.36	7.44%
2010-11	45.31	28.14%
2011-12	70.81	56.28%
2012-13	101.63	43.53%
2013-14	124.72	22.71 %

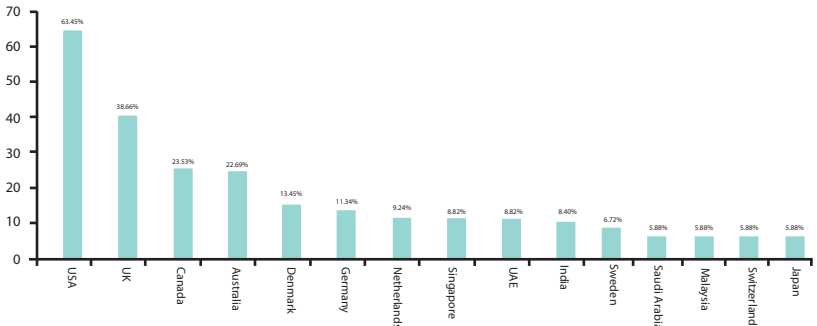
Source: EBP



Source: EBP

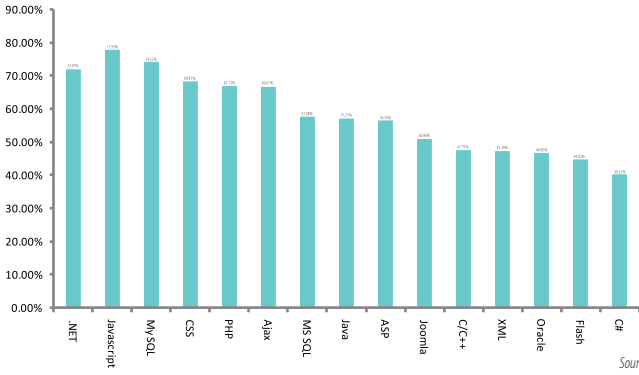
Chart 5 Top Export Destinations

Destinational countries of export (% of BASIS member companies who export)



Source: BASIS survey

Chart 6 Technical Expertise of Software Companies



Industry at a Glance

No. of Registered Software & ITES Companies : 1,500+

No. of BASIS Member Companies : 838

Approx. Revenue of Local Industry (incl. Export) : 600 million USD

Export (FY 2014) : 124.72 million USD

No. of Exporting Companies* : 400 +
(Only registered companies. Does not include no. of freelancers)

No. of Export Destination Countries : 60+

Approx. No. of Human Resource Employed in the Industry : 250,000+